

## How to use this Self-Evaluation Form

1. This self-evaluation form is what I use when considering a DeLorean for purchase. You should use it, along with a copy of The Illustrated Buyer's Guide to DeLorean Automobiles, when you are inspecting DeLorean cars.

2. Come prepared for your inspection with:

- Printed copy of this form
- Digital still or video camera
- Inspection Mirror
- Pen or pencil
- The Illustrated Buyer's Guide to DeLorean Automobiles
- Flashlight
- Notepad
- Something to write on, like a clipboard

3. Have some familiarity with this form before you start your inspection. As you are looking at/inspecting various areas of the car, knowing how this form is laid out will help you work quickly and efficiently.

4. Where you see "p" numbers in right most edge of the form, these numbers represent the page(s) on the book where you will find the associated information. Note that the book is now in it's second edition, and page numbers may shift slightly one way or the other compared to the earlier edition.

# THE ILLUSTRATED BUYER'S GUIDE TO DELOREAN AUTOMOBILES

## Buyer Self-Evaluation Form - [www.deloreanguide.com](http://www.deloreanguide.com)

**OWNER DATA**

Name \_\_\_\_\_

Address \_\_\_\_\_

Phone \_\_\_\_\_ Email \_\_\_\_\_ Date \_\_\_\_\_

Mileage \_\_\_\_\_ VIN \_\_\_\_\_ Interior GR  BL  Transmission AT  MT

Source (Ebay, Craigslist, etc) \_\_\_\_\_

Initial Observations and Modifications \_\_\_\_\_

\_\_\_\_\_

\_\_\_\_\_

\_\_\_\_\_

**DRIVING / ROAD TEST**

Check speedo operation/trip reset \_\_\_\_\_ p45

Check for suspension and drivetrain noises and/or tire vibrations \_\_\_\_\_ Front/Rear – Left/Right \_\_\_\_\_ p80

Check operation of all instrumentation \_\_\_\_\_ p46

Tach \_\_\_\_\_ Temp \_\_\_\_\_ Oil \_\_\_\_\_ Volt \_\_\_\_\_ Fuel \_\_\_\_\_ p46

Check for electric cool fans and A/C \_\_\_\_\_ p70 & 87

Check for brake pedal pulse \_\_\_\_\_ p78

Check steering column bushing-rack play \_\_\_\_\_ p79

Check transmission (1-2, 2-3 auto/1, 2, 3, 4, 5, R manual) \_\_\_\_\_ p76 & 77

Check mirrors L) Left/Right – Up/Down \_\_\_\_\_ R) Left/Right – Up/Down \_\_\_\_\_ p26

Check mode switch for hiss/action \_\_\_\_\_ p42 & 88

Check door locks/latches/guides \_\_\_\_\_ p89 & 90

Observations on vehicle performance \_\_\_\_\_

Observations on squeaks and rattles \_\_\_\_\_

Other notes \_\_\_\_\_

\_\_\_\_\_

**ENGINE COMPARTMENT**

Check operation/condition of louver, latch and struts \_\_\_\_\_ p28

Check engine cover condition, latch and support \_\_\_\_\_ p57

Check engine cover grilles, retaining strips, hinges and decals \_\_\_\_\_ p57

Check drive belts and A/C belt idler bearings \_\_\_\_\_ p63

Check valve covers for leaks/valvetrain noise \_\_\_\_\_

Cooling system – check leaks, water pump \_\_\_\_\_ p63

Inspect hoses: left and right, main hose, configuration early/late \_\_\_\_\_ p62

**ENGINE COMPARTMENT**

Accelerator cable – check for full throttle opening \_\_\_\_\_

Intake duct hoses \_\_\_\_\_ stove pipe \_\_\_\_\_ pcv hose \_\_\_\_\_

Check de-ice recall installation \_\_\_\_\_

Check fuel lines at distributor \_\_\_\_\_ p66

Check header bottle (plastic/metal) \_\_\_\_\_ check coil cover \_\_\_\_\_ p60

Check engine compartment light and switch \_\_\_\_\_ p63

RH muffler bracket \_\_\_\_\_ p62

Support buffers and condition/orientation of struts \_\_\_\_\_

Other notes \_\_\_\_\_

\_\_\_\_\_

\_\_\_\_\_

**LUGGAGE COMPARTMENT**

Check for improved latch spring (hood “pop”) \_\_\_\_\_ Check operation of trunk light and struts \_\_\_\_\_ p53/55

Check brake and clutch reservoir level \_\_\_\_\_ p56/57

Check condition of hood seal and carpet \_\_\_\_\_ p55

Check condition of windshield wiper blades and arm caps \_\_\_\_\_

Check for hood edge protectors \_\_\_\_\_ p22

Check for jack and spare tire \_\_\_\_\_ p54/55

Gas cap (original, non-locking or locking (key works?)) \_\_\_\_\_ p57

Other notes \_\_\_\_\_

\_\_\_\_\_

\_\_\_\_\_

**ELECTRICAL & INSIDE CAR**

Condition of key \_\_\_\_\_ p27

Check electric windows operation and for new style regulators \_\_\_\_\_ p30

Condition of wipe seals (inner/outer) \_\_\_\_\_ p92

Check for relay update installation and fuse box \_\_\_\_\_ p94

Check condition of mirrors - cracked or fogged L \_\_\_\_\_ R \_\_\_\_\_ Rear View \_\_\_\_\_ p26

Check blower motor operation and for noises \_\_\_\_\_ p42

Check pedal pads for wear \_\_\_\_\_ Dead pedal fitted? \_\_\_\_\_

Check brake and clutch pedal linkage pivot pins for wear \_\_\_\_\_

Check clutch master cylinder for leaks \_\_\_\_\_

Check for armrest extensions and protectors \_\_\_\_\_

Check radio \_\_\_\_\_ Display \_\_\_\_\_ Elect. antenna \_\_\_\_\_ Aftermarket \_\_\_\_\_ p44

Speakers LF \_\_\_\_\_ RF \_\_\_\_\_ LR \_\_\_\_\_ RR \_\_\_\_\_

Check dashlight rheostat \_\_\_\_\_ Check wipers and sprayer \_\_\_\_\_ p40/49

Other notes \_\_\_\_\_


\_\_\_\_\_

\_\_\_\_\_

- Check front and rear fascia for paint/damage/warping \_\_\_\_\_ p21
- Check condition/orientation of inner door seals \_\_\_\_\_ weatherstripping \_\_\_\_\_ roof seals \_\_\_\_\_ p90
- Check door sill seals \_\_\_\_\_ p90
- Check operation of door locks early/late style \_\_\_\_\_ p26
- Check operation of door struts and orientation \_\_\_\_\_ p89
- Check exterior door handles Plastic  Metal  L) Broken \_\_\_\_\_ R) Broken \_\_\_\_\_ p27
- Check rock screen Original  Stainless  Condition \_\_\_\_\_ p21
- Check door operation L \_\_\_\_\_ R \_\_\_\_\_ p88
- Other notes \_\_\_\_\_


Check condition of stainless body work, glass and wheels - mark on diagram below:

EXTERIOR/STAINLESS/GLASS




Remarks \_\_\_\_\_  
\_\_\_\_\_  
\_\_\_\_\_  
\_\_\_\_\_

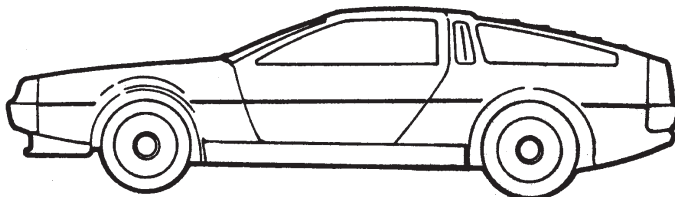
- LEGEND:**
- A - Scratched
  - B - Dented
  - C - Bent
  - D - Caved
  - E - Crushed
  - F - Broken
  - G - Loose
  - H - Paint
  - I - Cracked
  - J - Scraped
  - K - Marred
  - L - Rubbed
  - M - Nicked
  - N - Pitted
  - O - Faded



Remarks \_\_\_\_\_  
\_\_\_\_\_  
\_\_\_\_\_  
\_\_\_\_\_



Remarks \_\_\_\_\_  
\_\_\_\_\_  
\_\_\_\_\_  
\_\_\_\_\_



Remarks \_\_\_\_\_  
\_\_\_\_\_  
\_\_\_\_\_  
\_\_\_\_\_

ON HOIST OR LIFT IF POSSIBLE

Pressure test cooling system \_\_\_\_\_

Check tires comply to manufacturer's specifications \_\_\_\_\_ p16

Check tires - cuts/damage on inside/outside walls/dry rot \_\_\_\_\_

Check condition of wheels and powder coating \_\_\_\_\_ p25

Check engine for: oil leaks, timing cover oil seal, timing cover O ring, rear main seal \_\_\_\_\_

Check for original and leaks: oil filter, oil pressure switch, gauge, light \_\_\_\_\_

Check automatic transmission, shift cable and final drive for fluid leaks & cooler lines \_\_\_\_\_

Check catalyst heatshield, muffler heatshield \_\_\_\_\_

Check and ID alternator \_\_\_\_\_ p60

Check manual transmission for fluid leaks and linkage or bushing movement \_\_\_\_\_

Check engine/transmission (mounts and brackets) \_\_\_\_\_

Check steering suspension – check play/leaks, inspect steering column universal joints and rack boots \_\_\_\_\_

Check driveshafts/side seals – Inspect boots – Check play/leaks \_\_\_\_\_

Check brake circuit – check leaks, check condition of flexible hoses \_\_\_\_\_

Spin wheels for binding calipers \_\_\_\_\_

Master cylinder seals, servo unit and clutch \_\_\_\_\_

Check ball joints - Upper R  L  Lower R  L  \_\_\_\_\_

Fuel lines – check condition leaks/accumulator lines \_\_\_\_\_ p71

Clutch – check hydraulic circuit for leaks \_\_\_\_\_

Check for installation of stainless steel clutch line \_\_\_\_\_ p93

Check front end recall performed \_\_\_\_\_ Check crumple tube \_\_\_\_\_ p94

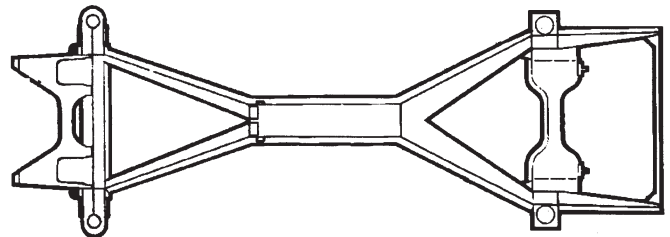

Check trailing arm bolts - Bent/Loose \_\_\_\_\_ Check air deflector plates/hardware \_\_\_\_\_ p71

Check frame for any signs of collision damage or repair - Frame/Underbody \_\_\_\_\_

Check for seat belt anchor plugs (left/right) \_\_\_\_\_

Check radiator (original or replacement), shroud and undercarriage hoses \_\_\_\_\_

Check frame for rust and condition of tie-downs (front and rear) \_\_\_\_\_



\_\_\_\_\_

\_\_\_\_\_

\_\_\_\_\_

\_\_\_\_\_

\_\_\_\_\_